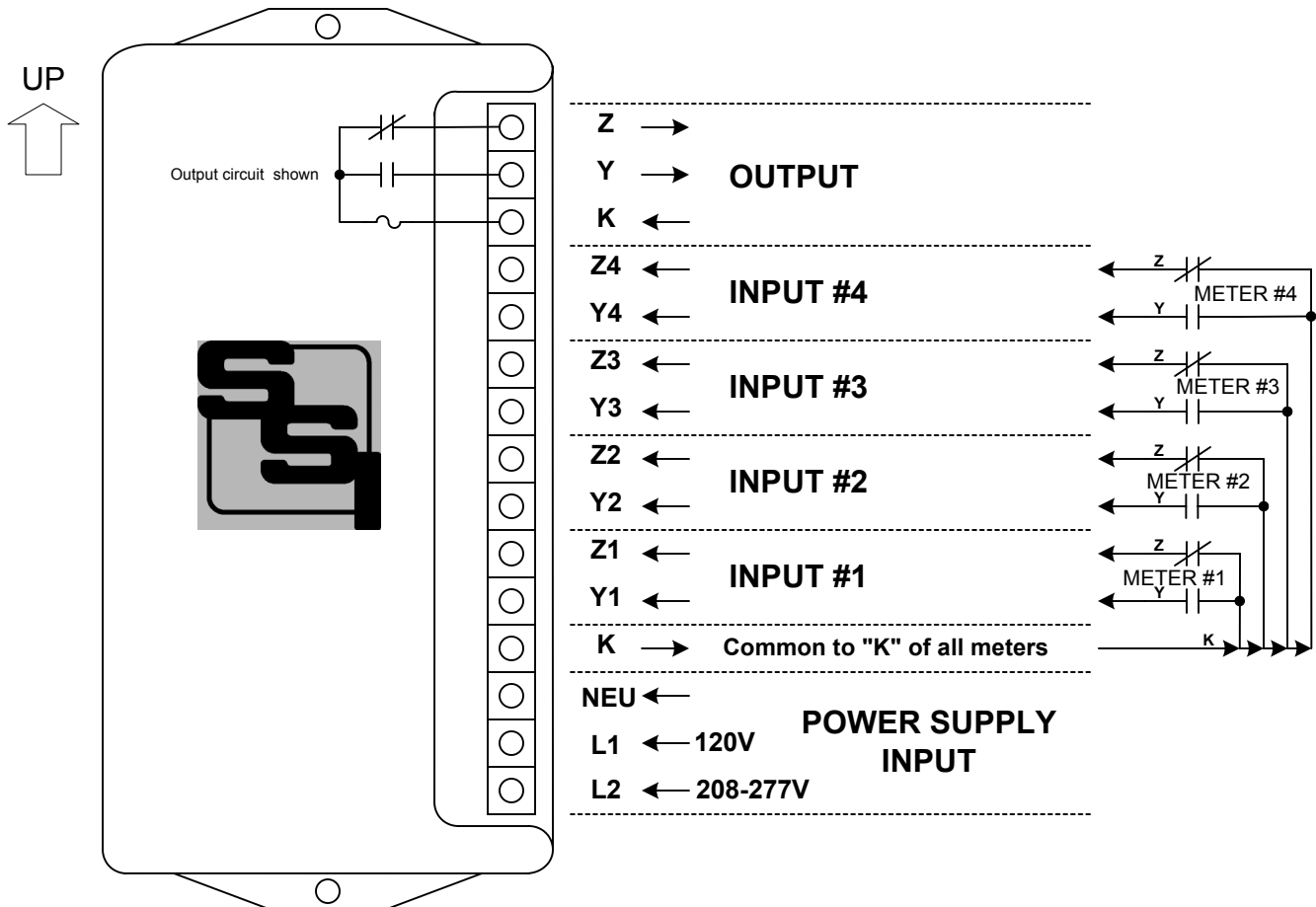


INSTRUCTION SHEET

MPT-4SB PULSE TOTALIZING RELAY




MOUNTING POSITION - Because the MPT-4SB contains a mercury-wetted relay, it must be mounted in a vertical position to operate correctly.

POWER INPUT - To power the MPT-4SB with a 120VAC power supply, use the **NEU** and the **L1** power supply input terminals. For 208, 240 or 277 VAC operation, use the **NEU** and **L2** power supply input terminals.

METER CONNECTIONS - The MPT-4SB's "K" terminal provides a common return for all of the meters' "K" terminals. The MPT-4SB uses only 3-Wire inputs. Connect each meter's "Y" and "Z" terminals to the "Y" and "Z" terminals of the desired input channel of the MPT-4SB. Each "Y" and "Z" input provides its own wetting (sense) voltage to the meter's "Y" and "Z" terminals. Meter's pulse output must be a dry-contact type and can be either solid state, or electro-mechanical.

OUTPUTS - One three-wire isolated output is provided on the MPT-4SB. Arc suppression for the contacts of the mercury-wetted relay are provided internally. The output loads should be limited to 2 Amps by fuse F1. A 1/2 Amp fuse is supplied standard with the unit unless otherwise specified.

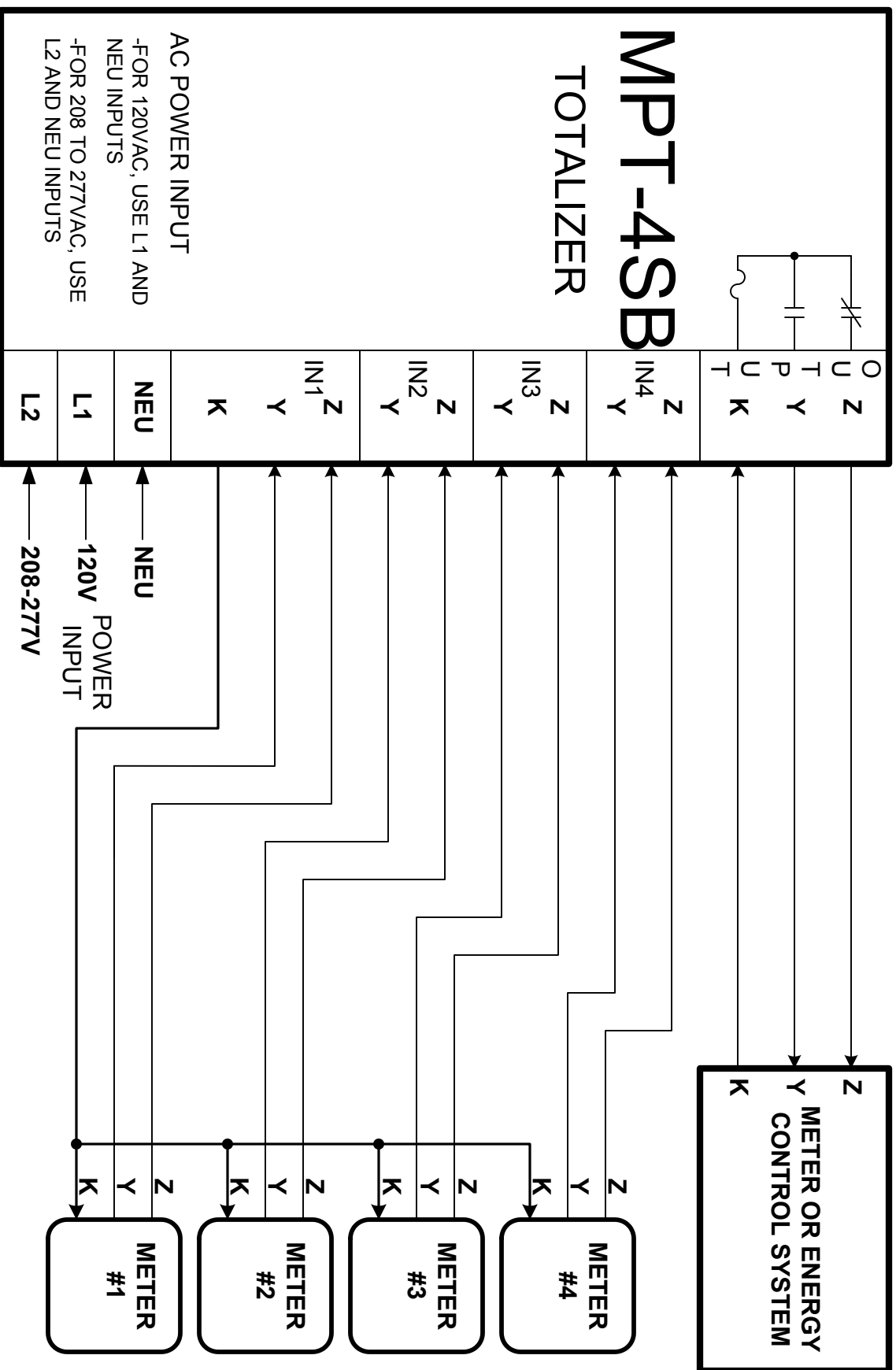


SOLID STATE INSTRUMENTS

a division of Brayden Automation Corp.
6230 Aviation Circle, Loveland Colorado 80538
Phone: (970)461-9600 Fax: (970)461-9605
E-mail: support@solidstateinstruments.com

MPT-4SB Electrical Wiring

Solid State Instruments, a Division of Brayden Automation Corp. Loveland, Colorado 80538 (970)461-9600



NOTE: A Sense Voltage of +13VDC is applied to the meters via the "Y" or "Z" lead from the MPT-4SB. The "K" lead is the common return.